

# FASTFRAMES

PRE-ASSEMBLED MODULAR GUARDING & ENCLOSURE SYSTEM



Build This Entire Robot Perimeter Guard

In Less Than One Hour!

- Pre-assembled panel and door modules
- Easy to specify and order
- Bolt together multiple modules in minutes



# NEW

# *FastFrames*

## Pre-assembled Panels and Doors.

*The fastest and easiest way to protect your employees and enclose your plant equipment!*

Aluminum extrusions have surpassed welded steel structures as the optimal way to build protective guards, fencing and enclosures for hundreds of industries worldwide. Aluminum extrusions offer strength comparable to welded steel, but provide greater versatility and resistance to corrosion for longer, more viable usage. They are also aesthetically appealing and can be re-configured as your needs change. Unfortunately, most companies today do not have the expertise to create the optimal design for their specific needs, or the time required to select and assemble hundreds of parts. ***FastFrames systems dramatically reduce ordering and labor time. They are the most cost-efficient safety enclosures on the market today.***

### What Are *FastFrames* Modules?

*FastFrames* modules are completely pre-assembled panels and doors constructed of 1.5" x 1.5" heavy duty aluminum extrusions, with PVC-coated wire mesh or clear Lexan inserts. Best of all, each module includes all the necessary hardware and can be ordered using a single part number.

### Why Use *FastFrames*?

#### ➤ Easy to Configure and Install

No CAD drawings!

No cutting!

No welding!

No parts to sort and separate!

Much safer and faster than welding or assembling a panel or door.

*FastFrames* panels and doors join together using only 2 bolts

One person can easily connect multiple modules to quickly form an entire guard or enclosure.

#### ➤ Extremely Versatile

Available in a wide range of standard and custom sizes.

Can be arranged in almost any configuration.


Can be modified, repositioned or reconfigured.

May be outfitted with safety interlocks, safety light curtains, and much more.

#### ➤ Simple to Order

Order an entire panel or door with a single part number, versus selecting and ordering 25 to 50 individual extrusions and components.

# FastFrames vs. the Competition



Example: Build a four-sided machine guard or robotic cell perimeter guard 14' x 16' x 6' with two doors.

## Welding the Guard

1. Take measurements.
2. Create a dimensional drawing.
3. Select the appropriate materials (lengths of steel, mesh, brackets, rods, etc.).
4. Create a Bill of Materials.
5. Purchase materials.
6. Cut framing and mesh materials to size.
7. De-burr all cuts (belt sanding, bench grinding, filing).
8. Set up clamping fixture for welding.
9. Weld frame (joints, turn-over, back-side, mesh, tack then bead).
10. Grind welds.
11. Clean and brush weld spatter.
12. Drill or tap for mounting accessories or fasteners.
13. Degrease and solvent clean.
14. Mask and prep for painting.
15. Apply a coat of primer.
16. Paint.
17. Touch-up weld or paint as required.

**Total Time: 14-16 Hours**

## Using Standard Aluminum Extrusions

1. Take measurements.
2. Create a dimensional drawing.
3. Select appropriate extrusion type and lengths.
4. Select the appropriate brackets, connectors, hinges, joining plates, corner brackets, t-nuts, and bolts.
5. Select panel material and calculate sizes.
6. Develop a detailed CAD drawing.
7. Determine type and number of extrusion machining operations.
8. Create a Bill of Materials.
9. Order over 950 assorted parts and accessories.
10. Count, separate, verify and categorize over 950 parts.
11. Build the sub-assemblies.
12. Perform final assembly.

**Total Time: 9-10 hours**

## Using *FastFrames* Modules

1. Take measurements.
2. Create a simple sketch with dimensions.
3. Select appropriate *FastFrames* modules and order.
4. Bolt together the *FastFrames* modules.

**Total Time: 39 minutes!**

***You're Done!***



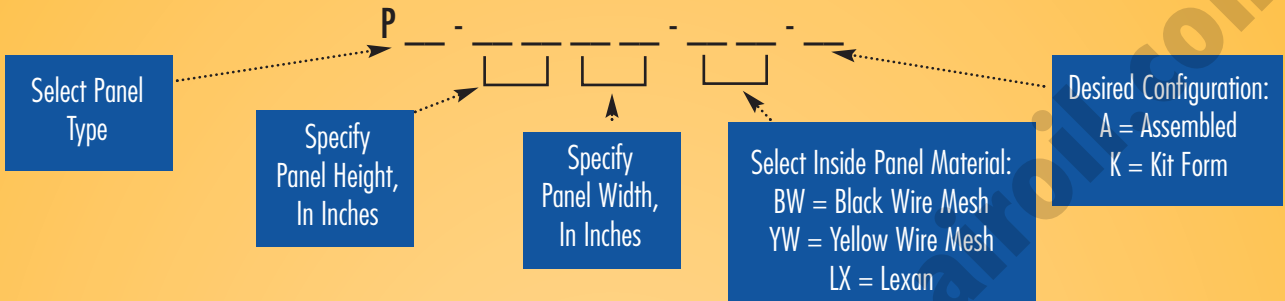
# How To Order *FastFrames* Panels & Doors

## Step 1


**PANELS:** Specify the size/type you need:

- Standard panel heights are 40", 60", 72" and 84".
- Standard panel widths are 18", 24", 30" and 36".
- Panels include connectors for panel-to-panel fastening, floor mount anchors, and corner fastening.

### Panel Ordering Model Number:



### Panel & Door Configurations include:



- All panels and doors are constructed of 1.5" x 1.5" extruded aluminum profiles for strength and rigidity.
- Available inside materials include:
  - 1" x 1" black or yellow PVC-coated wire mesh
  - 1/4" thick clear Lexan

### Ordering Example:

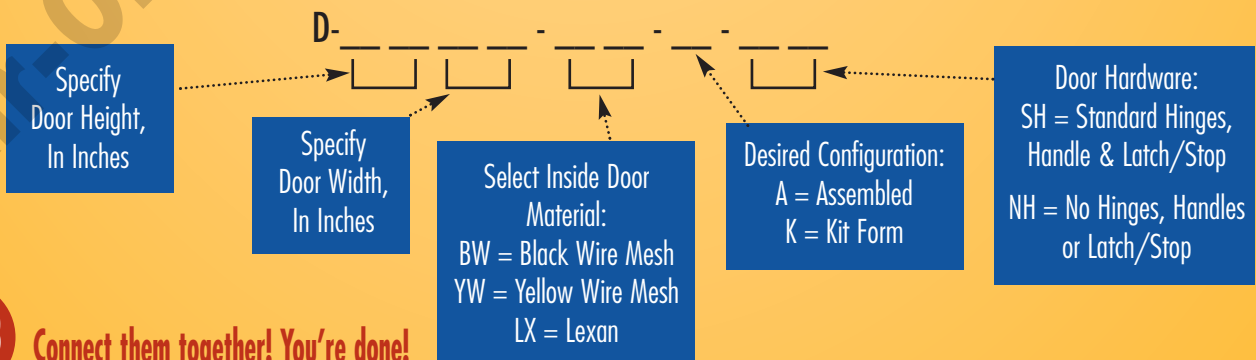
P3-7236-YW-A is a 72" high, 36" wide panel, fully assembled with yellow wire mesh and 2 floor mounts.

## Step 2

**DOORS:** Specify the size/type you need

- Standard door heights are 34", 54", 66" and 78".
  - Standard door widths are 24", 30" and 36".
  - Doors include hinges, latch, doorstop and handle
- Note:** 36" wide doors with heights over 50" include a center crossbeam for added rigidity.

### Door Ordering Model Number:



## Step 3

Connect them together! You're done!

[ CUSTOM SIZES AND CONFIGURATIONS AVAILABLE ]



# Order These Panels and Doors...



## Assemble This Entire Enclosure in

## 23 Minutes!

# Typical Applications

Conveying systems



Machine bases & frames



Industrial automation systems



Production machinery



## Also...

- Test fixtures
- Work stations
- Tool cribs
- Robot cell perimeter guarding
- Enclosures of all types
- High-security area fencing
- Assembly stations
- Racks/shelving/storage
- Noise-reduction cells
- Machine vision systems frames and guards

# Other *FastFrames* Products Include:



## Conveyors

- Conveyor sections with PVC or steel rollers
- Variety of heights, widths and lengths
- Conveyor sections and leg kits sold separately



## Tables/Bases

- Available assembled or in kit form
- Adjustable feet
- Standard or heavy duty design



## Carts


- 300-lb. capacity carts
- Adjustable shelves
- Standard and custom sizes



Complete catalog  
of extrusions  
and accessories



FrameQuoter Design  
and Quoting Software



700 E. Tek Drive  
Crystal Lake, IL 60014  
Tel: 815-477-2599  
Fax: 815-477-9818



Made in the U.S.A.

Distributed By:



[www.frame-world.com](http://www.frame-world.com)