

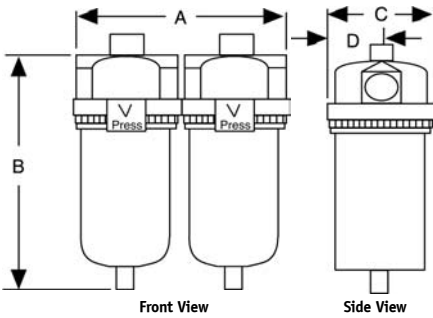
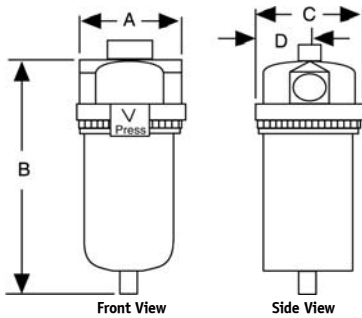
**Eliminox**



**Eliminox Combo**



Food Grade Units comply with FDA approved specifications



**Physical Dimensions**

Model #	Description	A	B	C	D
1P-060-F04-Pi	Metal Bowl, Manual Drain w/Indicator	3.8	10.0	3.8	2.0
1P-060-F04-Fi	Metal Bowl, Float Drain w/Indicator	3.8	11.5	3.8	2.0
1P-060-F04-DCPi	Metal Bowl, Manual Drain w/Indicator	8.0	10.0	3.8	2.0
1P-060-F04-DCi	Metal Bowl, Float Drain w/Indicator	8.0	11.5	3.8	2.0

**Order Guide**

	Port Size	Metal Bowl	Metal Bowl w/Indicator
Manual Drain	3/8"	1P-060-F03-P	1P-060-F03-Pi
	1/2"	1P-060-F04-P	1P-060-F04-Pi
Float Drain	3/8"	1P-060-F03-F	1P-060-F03-Fi
	1/2"	1P-060-F04-F	1P-060-F04-Fi
Manual Drain	3/8"	1P-060-F03-DCP	1P-060-F03-DCPi
	1/2"	1P-060-F04-DCP	1P-060-F04-DCPi
Float Drain	3/8"	1P-060-F03-DC	1P-060-F03-DCi
	1/2"	1P-060-F04-DC	1P-060-F04-DCi

**Specifications**

Port Sizes	3/8", 1/2"
Thread Styles	NPT
Flow Capacity	60 SCFM @ 100 PSI
Bowl Type	Aluminum w/Food Grade Powder Coating
Maximum Temp. & Pressure*	125°F, 150 PSIG
Filter Capacity	0.01 Micron and Larger (Combo) 3.0 Micron and Larger (Eliminox)
Differential Pressure	< 5.0 PSID at Rated Flow

**Replacement Parts & Accessories**

Description	Part Number	Description	Part Number
Bowl O-Ring	N32-95-257	Blanking Cap	N32-95-020-FG
Differential Indicator	N32-W1-DPi-FG	Manual Drain	PC-03
Brass Float Drain	N32-95-978-FG	1st Stage Element	1P-060
Plastic Float Drain	N32-95-973-FG	2nd Stage Element	3C-060



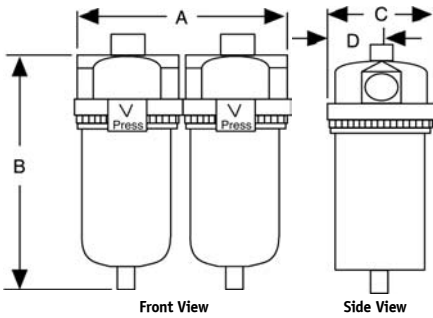
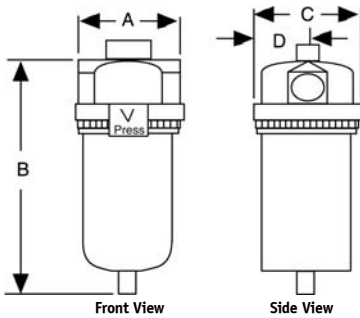
**Eliminator**



**Eliminator Combo**



Food Grade Units comply with FDA approved specifications



**Physical Dimensions**

Model #	Description	A	B	C	D
3P-060-F04-Pi	Metal Bowl, Manual Drain w/Indicator	3.8	10.0	3.8	2.0
3P-060-F04-Fi	Metal Bowl, Float Drain w/Indicator	3.8	11.5	3.8	2.0
3P-060-F04-DCPi	Metal Bowl, Manual Drain w/Indicator	8.0	10.0	3.8	2.0
3P-060-F04-DCi	Metal Bowl, Float Drain w/Indicator	8.0	11.5	3.8	2.0

**Order Guide**

	Port Size	Metal Bowl	Metal Bowl w/Indicator
Manual Drain	3/8"	3P-060-F03-P	3P-060-F03-Pi
	1/2"	3P-060-F04-P	3P-060-F04-Pi
Float Drain	3/8"	3P-060-F03-F	3P-060-F03-Fi
	1/2"	3P-060-F04-F	3P-060-F04-Fi
Manual Drain	3/8"	3P-060-F03-DCP	3P-060-F03-DCPi
	1/2"	3P-060-F04-DCP	3P-060-F04-DCPi
Float Drain	3/8"	3P-060-F03-DC	3P-060-F03-DCi
	1/2"	3P-060-F04-DC	3P-060-F04-DCi

**Specifications**

Port Sizes	3/8", 1/2"
Thread Styles	NPT
Flow Capacity	60 SCFM @ 100 PSI
Bowl Type	Aluminum w/Food Grade Powder Coating
Maximum Temp. & Pressure*	125°F, 150 PSIG
Filter Capacity	0.01 Micron and Larger (Combo) 1.0 Micron and Larger (Eliminator)
Differential Pressure	< 5.0 PSID at Rated Flow

**Replacement Parts & Accessories**

Description	Part Number	Description	Part Number
Bowl O-Ring	N32-95-257	Blanking Cap	N32-95-020-FG
Differential Indicator	N32-W1-DPi-FG	Manual Drain	PC-03
Brass Float Drain	N32-95-978-FG	1st Stage Element	3P-060
Plastic Float Drain	N32-95-973-FG	2nd Stage Element	3C-060

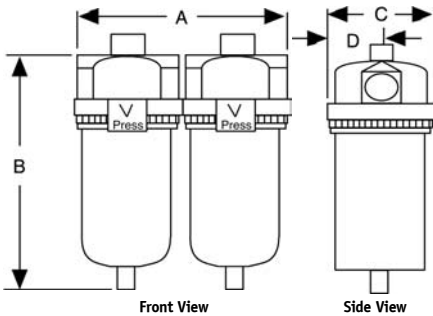
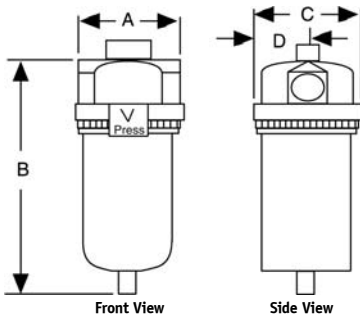
**Oil Extractor**



**Oil Extractor Combo**



Food Grade Units comply with FDA approved specifications



### Physical Dimensions

Model #	Description	A	B	C	D
4P-060-F04-Pi	Metal Bowl, Manual Drain w/Indicator	3.8	10.0	3.8	2.0
4P-060-F04-Fi	Metal Bowl, Float Drain w/Indicator	3.8	11.5	3.8	2.0
4P-060-F04-DCPi	Metal Bowl, Manual Drain w/Indicator	8.0	10.0	3.8	2.0
4P-060-F04-DCi	Metal Bowl, Float Drain w/Indicator	8.0	11.5	3.8	2.0

### Order Guide

	Port Size	Metal Bowl	Metal Bowl w/Indicator
Manual Drain	3/8"	4P-060-F03-P	4P-060-F03-Pi
	1/2"	4P-060-F04-P	4P-060-F04-Pi
Float Drain	3/8"	4P-060-F03-F	4P-060-F03-Fi
	1/2"	4P-060-F04-F	4P-060-F04-Fi
Manual Drain	3/8"	4P-060-F03-DCP	4P-060-F03-DCPi
	1/2"	4P-060-F04-DCP	4P-060-F04-DCPi
Float Drain	3/8"	4P-060-F03-DC	4P-060-F03-DCi
	1/2"	4P-060-F04-DC	4P-060-F04-DCi

### Specifications

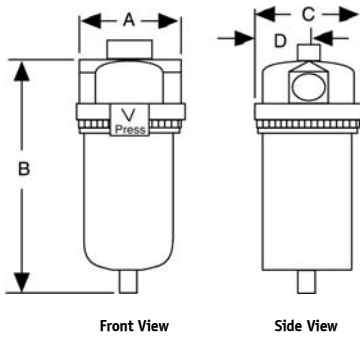
Port Sizes	3/8", 1/2"
Thread Styles	NPT
Flow Capacity	60 SCFM @ 100 PSI
Bowl Type	Aluminum w/Food Grade Powder Coating
Maximum Temp. & Pressure*	125°F, 150 PSIG
Filter Capacity	0.01 Micron and Larger (Combo) 1.0 Micron and Larger (Oil Extractor) Activated Carbon Oil Absorption to 0.003 ppm
Differential Pressure	< 5.0 PSID at Rated Flow

### Replacement Parts & Accessories

Description	Part Number	Description	Part Number
Bowl O-Ring	N32-95-257	Blanking Cap	N32-95-020-FG
Differential Indicator	N32-W1-DPi-FG	Manual Drain	PC-03
Brass Float Drain	N32-95-978-FG	1st Stage Element	4P-060
Plastic Float Drain	N32-95-973-FG	2nd Stage Element	3C-060



Food Grade Units comply with FDA approved specifications



**Physical Dimensions**

Model #	Description	A	B	C	D
3C-060-F04-Pi	Metal Bowl, Manual Drain w/Indicator	3.8	10.0	3.8	2.0
3C-060-F04-Fi	Metal Bowl, Float Drain w/Indicator	3.8	11.5	3.8	2.0
3C-060-F04-DCPi	Metal Bowl, Manual Drain w/Indicator	8.0	10.0	3.8	2.0
3C-060-F04-DCi	Metal Bowl, Float Drain w/Indicator	8.0	11.5	3.8	2.0

**Order Guide**

	Port Size	Metal Bowl	Metal Bowl w/Indicator
Manual Drain	3/8"	3C-060-F03-P	3C-060-F03-Pi
	1/2"	3C-060-F04-P	3C-060-F04-Pi
Float Drain	3/8"	3C-060-F03-F	3C-060-F03-Fi
	1/2"	3C-060-F04-F	3C-060-F04-Fi

**Specifications**

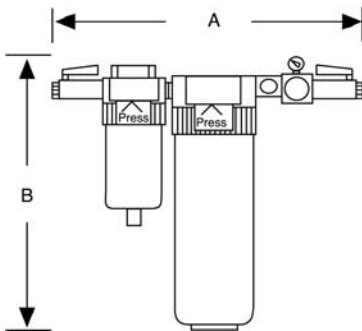
Port Sizes	3/8", 1/2"
Thread Styles	NPT
Flow Capacity	60 SCFM @ 100 PSI
Bowl Type	Aluminum w/Food Grade Powder Coating
Maximum Temp. & Pressure*	125°F, 150 PSIG
Filter Capacity	0.01 Micron and Larger
Differential Pressure	< 5.0 PSID at Rated Flow

**Replacement Parts & Accessories**

Description	Part Number	Description	Part Number
Bowl O-Ring	N32-95-257	Blanking Cap	N32-95-020-FG
Differential Indicator	N32-W1-DPi-FG	Manual Drain	PC-03
Brass Float Drain	N32-95-978-FG	Element	3C-060
Plastic Float Drain	N32-95-973-FG		



Food Grade Units comply with FDA approved specifications



Front View

### Physical Dimensions

Model #	Port	Description	Wt.	A	B	C
FG4000	1/2"	10 SCFM -40 Press D.P	18.0	14.0	19.0	4.7

### Benefits

- 1) Continuous Low Dew Point Operation
- 2) Easily Maintained and Serviced
- 3) Upward Compressed Air Drying
- 4) Built-in Dew Point Indicator
- 5) No Desiccant Dust Migration
- 6) Low Pressure Drop Design

### Specifications

Port Sizes	1/2"
Thread Styles	NPT
Dryer Design	Manual, Regenerated
Recommended Temp.	100°F
Maximum Pressure*	150 PSIG
Dryer Capacity	-40°F Dew Point
Filter Capacity	1.0 Micron and Larger Activated Carbon Oil Absorption to 0.003 ppm
Flow Capacity	10 SCFM
Differential Pressure	< 5.0 PSID at Rated Flow

\*Pressure dew point is at 100 PSIG inlet with 100°F inlet air temperature and 100°F ambient temperature. For higher flow capacity units, contact factory.

### Replacement Parts & Accessories

Description	Part Number	Description	Part Number
Differential Indicator	N32-W1-DPi-FG	1st Stage Element	4P-060
Blanking Cap	N32-95-020-FG	2nd Stage Element	DE401
Brass Float Drain	N32-95-978-FG	1st Stage Element O-Ring	N32-95-257
Manual Drain	PC-03	2nd Stage Element O-Ring	N32-95-256
Plastic Float Drain	N32-95-973-FG		