

### Physical Dimensions

Model #	Description	A	B	C	D
4P-060-M04-P	Metal Bowl, Manual Drain	3.8	10.0	3.8	2.0
4P-060-M04-F	Metal Bowl, Float Drain	3.8	10.5	3.8	2.0
4P-060-M04-Fi	Metal Bowl, Float Drain w/Indicator	3.8	11.5	3.8	2.0
4P-060-P04-P	Poly Bowl, Manual Drain	3.8	10.0	3.8	2.0
4P-060-P04-F	Poly Bowl, Float Drain	3.8	10.5	3.8	2.0
4P-060-P04-Fi	Poly Bowl, Float Drain w/Indicator	3.8	11.5	3.8	2.0

### Specifications

Port Sizes	1/4", 3/8", 1/2"
Thread Styles	NPT, BSPT, BSPP
Flow Capacity	60 SCFM @ 100 PSI
Bowl Types	Aluminum Polycarbonate
Maximum Temp. & Pressure*	Aluminum 175°F, 200 PSIG Polycarb. 125°F, 150 PSIG
Filter Capacity	1.0 Microm and Larger Activated Carbon Oil Absorption to 0.003 ppm
Differential Pressure	< 3.0 PSID at Rated Flow

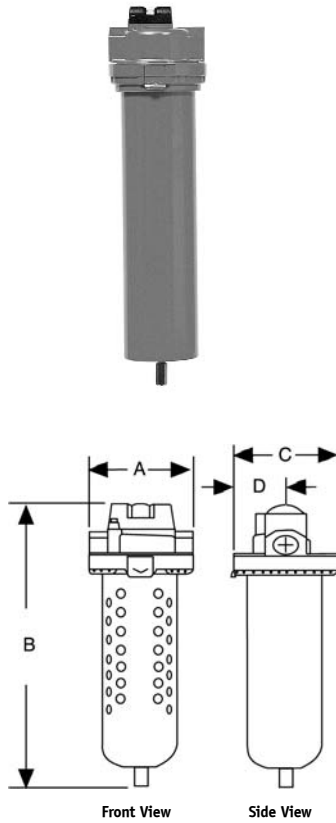
\*For higher pressure applications, consult factory. If unit is equipped with differential indicator, maximum temperature and pressure are 125°F and 150 PSIG regardless of bowl design.

### Order Guide

	Port Size	Metal Bowl	Metal Bowl w/Indicator	Poly Bowl	Poly Bowl w/Indicator
Manual Drain	1/4"	4P-060-M02-P	4P-060-M02-Pi	4P-060-P02-P	4P-060-P02-Pi
	3/8"	4P-060-M03-P	4P-060-M03-Pi	4P-060-P03-P	4P-060-P03-Pi
	1/2"	4P-060-M04-P	4P-060-M04-Pi	4P-060-P04-P	4P-060-P04-Pi
Float Drain	1/4"	4P-060-M02-F	4P-060-M02-Fi	4P-060-P02-F	4P-060-P02-Fi
	3/8"	4P-060-M03-F	4P-060-M03-Fi	4P-060-P03-F	4P-060-P03-Fi
	1/2"	4P-060-M04-F	4P-060-M04-Fi	4P-060-P04-F	4P-060-P04-Fi

### Replacement Parts & Accessories

Description	Part Number	Description	Part Number
Bowl O-Ring	N32-95-257	Replacement Element	4P-060
Metal Bowl Assembly, Brass Float Drain	N34-95-200	Blanking Cap	N32-95-020
Differential Indicator	N32-W1-DPi	Manual Drain (for Metal Bowl)	PC-02
Manual Drain (for Poly Bowl)	N32-95-182	Poly Bowl, Brass Float Drain	N32-15-164
Brass Float Drain	N32-95-978	Poly Bowl, Plastic Float Drain	N32-15-165
Plastic Float Drain	N32-95-973		
Poly Bowl, Manual Flex Drain	N32-95-610		



### Physical Dimensions

Model #	Description	A	B	C	D
4P-090-M06-P	Metal Bowl, Manual Drain	4.6	16.75	4.6	2.4
4P-090-M06-F	Metal Bowl, Float Drain	4.6	17.5	4.6	2.4
4P-090-M06-Fi	Metal Bowl, Float Drain w/Indicator	4.6	19.0	4.6	2.4
4P-090-P06-P	Poly Bowl, Manual Drain	4.6	14.0	4.6	2.4
4P-090-P06-F	Poly Bowl, Float Drain	4.6	14.5	4.6	2.4
4P-090-P06-Fi	Poly Bowl, Float Drain w/Indicator	4.6	15.0	4.6	2.4

Physical dimensions for the 150 SCFM units are identical to the 90 SCFM units.

### Specifications

Port Sizes	1/2", 3/4", 1"
Thread Styles	NPT, BSPT, BSPP
Flow Capacity	90 & 150 SCFM @ 100 PSI
Bowl Types	Aluminum Polycarbonate
Maximum Temp. & Pressure*	Aluminum 175°F, 200 PSIG Polycarb. 125°F, 150 PSIG
Filter Capacity	1.0 Micron and Larger Activated Carbon Oil Absorption to 0.003 ppm
Differential Pressure	< 3.0 PSID at Rated Flow

\*For higher pressure applications, consult factory. If unit is equipped with differential indicator, maximum temperature and pressure are 125°F and 150 PSIG regardless of bowl design.

### Order Guide

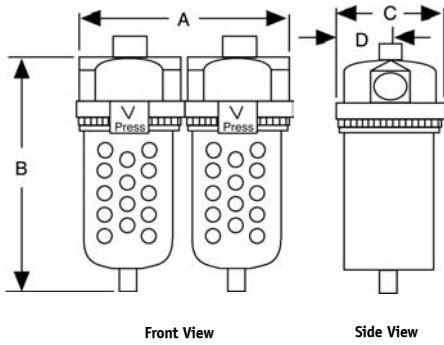
	Port Size	Metal Bowl	Metal Bowl w/Indicator	Poly Bowl	Poly Bowl w/Indicator
Manual Drain	1/2"	4P-090-M04-P	4P-090-M04-Pi	4P-090-P04-P	4P-090-P04-Pi
	3/4"	4P-090-M06-P	4P-090-M06-Pi	4P-090-P06-P	4P-090-P06-Pi
	1"	4P-090-M08-P	4P-090-M08-Pi	4P-090-P08-P	4P-090-P08-Pi
Float Drain	1/2"	4P-090-M04-F	4P-090-M04-Fi	4P-090-P04-F	4P-090-P04-Fi
	3/4"	4P-090-M06-F	4P-090-M06-Fi	4P-090-P06-F	4P-090-P06-Fi
	1"	4P-090-M08-F	4P-090-M08-Fi	4P-090-P08-F	4P-090-P08-Fi
Manual Drain	1/2"	4P-150-M04-P	4P-150-M04-Pi	4P-150-P04-P	4P-150-P04-Pi
	3/4"	4P-150-M06-P	4P-150-M06-Pi	4P-150-P06-P	4P-150-P06-Pi
	1"	4P-150-M08-P	4P-150-M08-Pi	4P-150-P08-P	4P-150-P08-Pi
Float Drain	1/2"	4P-150-M04-F	4P-150-M04-Fi	4P-150-P04-F	4P-150-P04-Fi
	3/4"	4P-150-M06-F	4P-150-M06-Fi	4P-150-P06-F	4P-150-P06-Fi
	1"	4P-150-M08-F	4P-150-M08-Fi	4P-150-P08-F	4P-150-P08-Fi

### Replacement Parts & Accessories

Description	Part Number	Description	Part Number
Metal Bowl Assembly, Brass Float Drain	N34-15-179	Replacement Element	4P-090, 4P-150
Differential Indicator	N32-W1-DPi	Blanking Cap	N32-95-020
Manual Drain (for Poly Bowl)	N32-95-182	Bowl O-Ring	N32-95-256
Brass Float Drain	N32-95-978	Manual Drain (for Metal Bowl)	PC-03
Plastic Float Drain	N32-95-973	Poly Bowl, Brass Float Drain	N32-15-166



1-800-521-9200



### Physical Dimensions

Model #	Description	A	B	C	D
4P-060-M04-DCP	Metal Bowl, Manual Drain	8.0	10.0	3.8	2.0
4P-060-M04-DC	Metal Bowl, Float Drain	8.0	10.5	3.8	2.0
4P-060-M04-DCi	Metal Bowl, Float Drain w/Indicator	8.0	11.5	3.8	2.0
4P-060-P04-DCP	Poly Bowl, Manual Drain	8.0	11.0	3.8	2.0
4P-060-P04-DC	Poly Bowl, Float Drain	8.0	10.5	3.8	2.0
4P-060-P04-DCi	Poly Bowl, Float Drain w/Indicator	8.0	11.5	3.8	2.0

### Specifications

Port Sizes	1/4", 3/8", 1/2"
Thread Styles	NPT, BSPT, BSPP
Flow Capacity	60 SCFM @ 100 PSI
Bowl Types	Aluminum Polycarbonate
Maximum Temp. & Pressure*	Aluminum 175°F, 200 PSIG Polycarb. 125°F, 150 PSIG
Filter Capacity	0.01 Micron and Larger Activated Carbon Oil Absorption to 0.003 ppm
Differential Pressure	< 5.0 PSID at Rated Flow

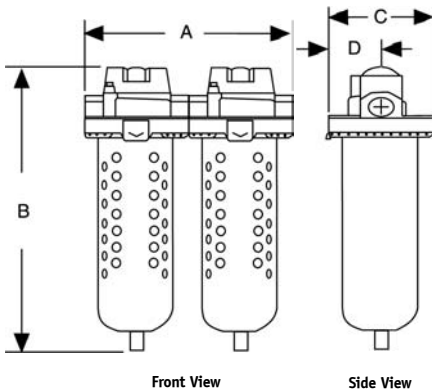
\*For higher pressure applications, consult factory. If unit is equipped with differential indicator, maximum temperature and pressure are 125°F and 150 PSIG regardless of bowl design.

### Order Guide

	Port Size	Metal Bowl	Metal Bowl w/Indicator	Poly Bowl	Poly Bowl w/Indicator
Manual Drain	1/4"	4P-060-M02-DCP	4P-060-M02-DCPi	4P-060-P02-DCP	4P-060-P02-DCPi
	3/8"	4P-060-M03-DCP	4P-060-M03-DCPi	4P-060-P03-DCP	4P-060-P03-DCPi
	1/2"	4P-060-M04-DCP	4P-060-M04-DCPi	4P-060-P04-DCP	4P-060-P04-DCPi
Float Drain	1/4"	4P-060-M02-DC	4P-060-M02-DCi	4P-060-P02-DC	4P-060-P02-DCi
	3/8"	4P-060-M03-DC	4P-060-M03-DCi	4P-060-P03-DC	4P-060-P03-DCi
	1/2"	4P-060-M04-DC	4P-060-M04-DCi	4P-060-P04-DC	4P-060-P04-DCi

### Replacement Parts & Accessories

Description	Part Number	Description	Part Number
Bowl O-Ring	N32-95-257	Blanking Cap	N32-95-020
Metal Bowl Assembly, Brass Float Drain	N34-95-200	Manual Drain (for Metal Bowl)	PC-02
Differential Indicator	N32-W1-DPi	2nd Stage Element	3C-060
Manual Drain (for Poly Bowl)	N32-95-182	Flex Drain (for Poly Bowl)	N32-95-610
Brass Float Drain	N32-95-978	Poly Bowl, Brass Float Drain	N32-15-164
Plastic Float Drain	N32-95-973	Poly Bowl, Plastic Float Drain	N32-15-165
1st Stage Element	4P-060		



### Physical Dimensions

Model #	Description	A	B	C	D
4P-090-M06-DCP	Metal Bowl, Manual Drain	10.0	18.75	4.6	2.4
4P-090-M06-DC	Metal Bowl, Float Drain	10.0	17.5	4.6	2.4
4P-090-M06-DCi	Metal Bowl, Float Drain w/Indicator	10.0	19.0	4.6	2.4
4P-090-P06-DCP	Poly Bowl, Manual Drain	10.0	15.0	4.6	2.4
4P-090-P06-DC	Poly Bowl, Float Drain	10.0	14.5	4.6	2.4
4P-090-P06-DCi	Poly Bowl, Float Drain w/Indicator	10.0	15.0	4.6	2.4

Physical dimensions for the 90 SCFM units are identical to the 150 SCFM units.

### Specifications

Port Sizes	1/2", 3/4", 1"
Thread Styles	NPT, BSPT, BSPP
Flow Capacity	90 & 150 SCFM @ 100 PSI
Bowl Types	Aluminum Polycarbonate
Maximum Temp & Pressure*	Aluminum 175°F, 200 PSIG Polycarb. 125°F, 150 PSIG
Filter Capacity	0.01 Micron and Larger Activated Carbon Oil Absorption to 0.003 ppm
Differential Pressure	< 5.0 PSID at Rated Flow

\*For higher pressure applications, consult factory. If unit is equipped with differential indicator, maximum temperature and pressure are 125°F and 150 PSIG regardless of bowl design.

### Order Guide

	Port Size	Metal Bowl	Metal Bowl w/Indicator	Poly Bowl	Poly Bowl w/Indicator
Manual Drain	1/2"	4P-090-M04-DCP	4P-090-M04-DCPi	4P-090-P04-DCP	4P-090-P04-DCPi
	3/4"	4P-090-M06-DCP	4P-090-M06-DCPi	4P-090-P06-DCP	4P-090-P06-DCPi
	1"	4P-090-M08-DCP	4P-090-M08-DCPi	4P-090-P08-DCP	4P-090-P08-DCPi
Float Drain	1/2"	4P-090-M04-DC	4P-090-M04-DCi	4P-090-P04-DC	4P-090-P04-DCi
	3/4"	4P-090-M06-DC	4P-090-M06-DCi	4P-090-P06-DC	4P-090-P06-DCi
	1"	4P-090-M08-DC	4P-090-M08-DCi	4P-090-P08-DC	4P-090-P08-DCi
Manual Drain	1/2"	4P-150-M04-DCP	4P-150-M04-DCPi	4P-150-P04-DCP	4P-150-P04-DCPi
	3/4"	4P-150-M06-DCP	4P-150-M06-DCPi	4P-150-P06-DCP	4P-150-P06-DCPi
	1"	4P-150-M08-DCP	4P-150-M08-DCPi	4P-150-P08-DCP	4P-150-P08-DCPi
Float Drain	1/2"	4P-150-M04-DC	4P-150-M04-DCi	4P-150-P04-DC	4P-150-P04-DCi
	3/4"	4P-150-M06-DC	4P-150-M06-DCi	4P-150-P06-DC	4P-150-P06-DCi
	1"	4P-150-M08-DC	4P-150-M08-DCi	4P-150-P08-DC	4P-150-P08-DCi

### Replacement Parts & Accessories

Description	Part Number	Description	Part Number
Metal Bowl Assembly, Brass Float Drain	N34-15-179	2nd Stage Element	3C-090, 3C-150
Differential Indicator	N32-W1-DPi	Blanking Cap	N32-95-020
Manual Drain (for Poly Bowl)	N32-95-182	Manual Drain (for Metal Bowl)	PC-03
Brass Float Drain	N32-95-978	Bowl O-Ring	N32-95-256
Plastic Float Drain	N32-95-973	1st Stage Element	4P-090, 4P-150
		Poly Bowl, Brass Float Drain	N32-15-166



1-800-521-9200